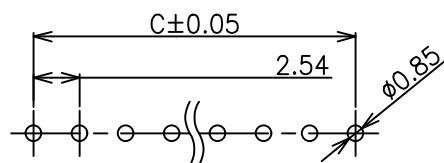
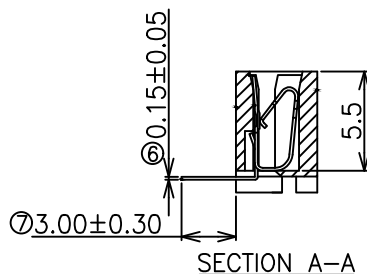
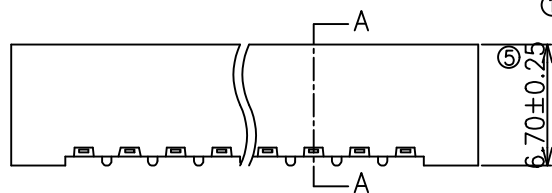
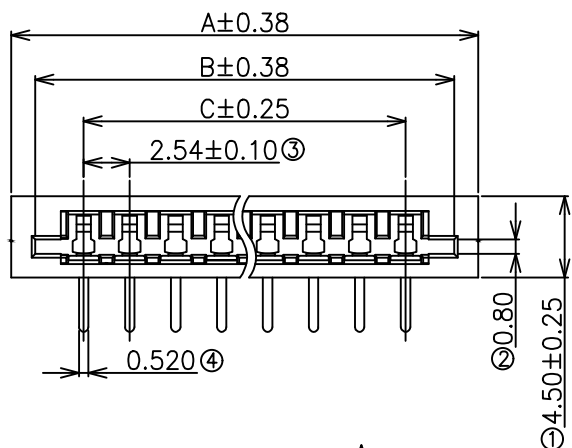
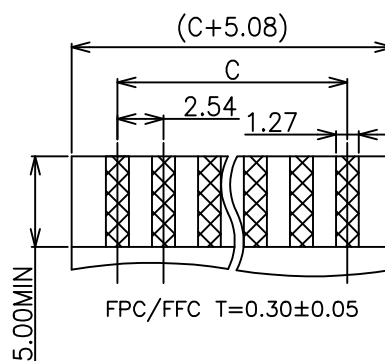


RoHS

REV	DESCRIPTION	DATE
1.0	Release	20191011



RECOMMENDED PCB LAYOUT



FPC/FFC T=0.30±0.05

NOTE:

- MATERIAL
HOUSING: GLASS-REINFORCED THERMOPLASTIC UL 94V-0.
CONTACT: COPPER ALLOY.
PLATING: TIN PLATED OVER NICKEL
- ELECTRICAL
CURRENT RATING: 3.0AMP.
DIELECTRIC WITHSTANDING VOLTAGE: 1000V AC MIN.
INSULATION RESISTANCE: 1000MΩ MIN.
CONTACT RESISTANCE: 30mΩ MAX.
- ENVIRONMENTAL
TEMPERATURE RANGE: -25°C TO +85°C.
- PART NO.
CNT-FPC254-XX-TD-S3-670

■ DIMENSION TABLE

Circuit	Dimension			Circuit	Dimension		
	A	B	C		A	B	C
2	10.54	8.43	2.54	20	56.26	54.15	48.26
3	13.08	10.97	5.08	21	58.80	56.69	50.80
4	15.62	13.51	7.62	22	61.34	59.23	53.34
5	18.16	16.05	10.16	23	63.88	61.77	55.88
6	20.70	18.59	12.70	24	66.42	64.31	58.42
7	23.24	21.13	15.24	25	68.96	66.85	60.96
8	25.78	23.67	17.78	26	71.50	69.39	63.50
9	28.32	26.21	20.32	27	74.04	71.93	66.04
10	30.86	28.75	22.86	28	76.58	74.47	68.58
11	33.40	31.29	25.40	29	79.12	77.01	71.12
12	35.94	33.83	27.94	30	81.66	79.55	73.66
13	38.48	36.37	30.48	31	84.20	82.09	76.20
14	41.02	38.91	33.02	32	86.74	84.63	78.74
15	43.56	41.45	35.56	33	89.28	87.17	81.28
16	46.10	43.99	38.10	34	91.82	89.71	83.82
17	48.64	46.53	40.64	35	94.36	92.25	86.36
18	51.18	49.07	43.18	36	96.90	94.79	88.90
19	53.72	51.60	45.72				

CNT 肯耐特电子有限公司

GENERAL TOLERANCE

X.° ±5°	X. ±0.30
.X° ±3°	.X ±0.38
.XX° ±2°	.XX ±0.25
.XXX° ±1°	.XXX ±0.15

DRAWN

董道丽

DATE

20191011

DWG. NO.

CHECK

王芳芳

DATE

20191011

PART. NO.

APPROVE

王元中

DATE

20191011

CNT-FPC254-XX-TD-S3-670

TITLE

FPC 2.54 PITCH 双面接触 DIP 90°

REV.
1.0

UNIT
mm

SCALE
1:1

