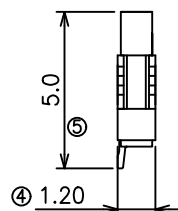
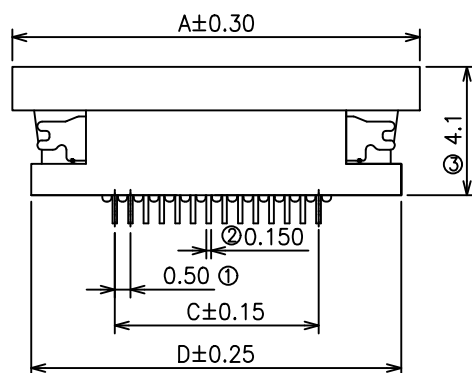
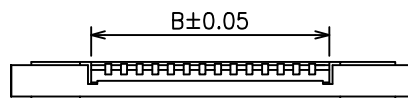
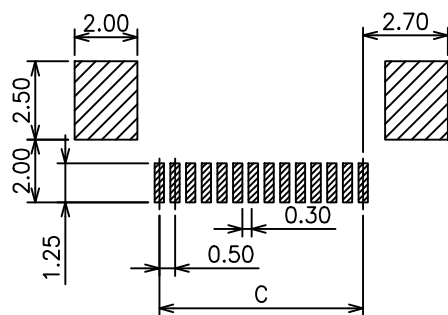


RoHS

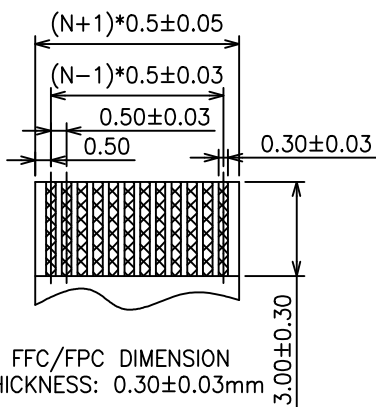
REV	DESCRIPTION	DATE
1.0	Release	20200228



上接



RECOMMENDED PCB LAYOUT



FFC/FPC DIMENSION THICKNESS: 0.30 ± 0.03mm

NOTE:

- MATERIAL AND FINISH
HOUSING: HIGH-TEMP. THERMOPLASTIC. UL 94V-0.
ACTUATOR: HIGH-TEMP. THERMOPLASTIC. UL 94V-0.
CONTACT: PHOSPHOR BRONZE.
PLATING: TIN OR GOLD PLATED OVER NICKEL.
HOLDDOWN: BRASS. PLATING: TIN PLATED OVER NICKEL.
- ELECTRICAL
CURRENT: 0.5A MAX.
DIELECTRIC WITHSTANDING VOLTAGE: 250V AC MIN.
CONTACT RESISTANCE: 30mΩ MAX.
INSULATION RESISTANCE: 100MΩ MIN.
- ENVIRONMENTAL
TEMPERATURE: -25°C TO +85°C
- WITH "A" "B" "C" "D" "O" MAJOR DIMENSION FOR QC.
- PART NO.
CNT-FPC050-XX-TDM-S11-120

■ DIMENSIONAL INFORMATION

PIN NO.	A	B	C	D	PIN NO.	A	B	C	D	PIN NO.	A	B	C	D
04	8.00	2.60	1.50	8.80	20	16.00	10.60	9.50	14.80	36	24.00	18.60	17.50	22.80
05	8.50	3.10	2.00	7.30	21	16.50	11.10	10.00	15.30	37	24.50	19.10	18.00	23.30
06	9.00	3.60	2.50	7.80	22	17.00	11.60	10.50	15.80	38	25.00	19.60	18.50	23.80
07	9.50	4.10	3.00	8.30	23	17.50	12.10	11.00	16.30	39	25.50	20.10	19.00	24.30
08	10.00	4.60	3.50	8.80	24	18.00	12.60	11.50	16.80	40	26.00	20.60	19.50	24.80
09	10.50	5.10	4.00	9.30	25	18.50	13.10	12.00	17.30	41	26.50	21.10	20.00	25.30
10	11.00	5.60	4.50	9.80	26	19.00	13.60	12.50	17.80	42	27.00	21.60	20.50	25.80
11	11.50	6.10	5.00	10.30	27	19.50	14.10	13.00	18.30	43	27.50	22.10	21.00	26.30
12	12.00	6.60	5.50	10.80	28	20.00	14.60	13.50	18.80	44	28.00	22.60	21.50	26.80
13	12.50	7.10	6.00	11.30	29	20.50	15.10	14.00	19.30	45	28.50	23.10	22.00	27.30
14	13.00	7.60	6.50	11.80	30	21.00	15.60	14.50	19.80	46	29.00	23.60	22.50	27.80
15	13.50	8.10	7.00	12.30	31	21.50	16.10	15.00	20.30	47	29.50	24.10	23.00	28.30
16	14.00	8.60	7.50	12.80	32	22.00	16.60	15.50	20.80	48	30.00	24.60	23.50	28.80
17	14.50	9.10	8.00	13.30	33	22.50	17.10	16.00	21.30	49	30.50	25.10	24.00	29.30
18	15.00	9.60	8.50	13.80	34	23.00	17.60	16.50	21.80	50	31.00	25.60	24.50	29.80
19	15.50	10.10	9.00	14.30	35	23.50	18.10	17.00	22.30					

CNT 肯耐特电子有限公司

GENERAL TOLERANCE

X.° ±5°	X. ±0.30
.X° ±3°	.X ±0.38
.XX° ±2°	.XX ±0.25
.XXX° ±1°	.XXX ±0.15

DRAWN	董道丽	DATE	20200228
CHECK	王芳芳	DATE	20200228
APPROVE	王元中	DATE	20200228

DWG. NO.	20200228002
PART. NO.	CNT-FPC050-XX-TDM-S11-120

TITLE
FPC PITCH 0.50 ZIF
LOCK LOWER CONTACT
FOR SMT90° H=1.20mm

REV.
1.0

UNIT
mm

SCALE
1:1

