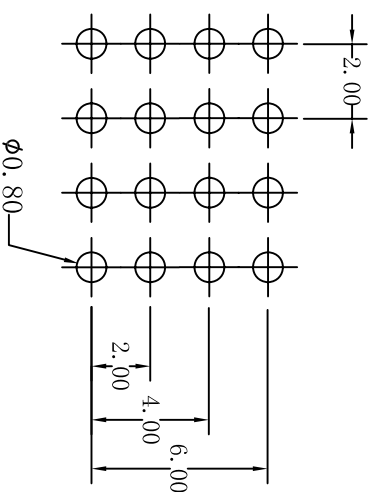
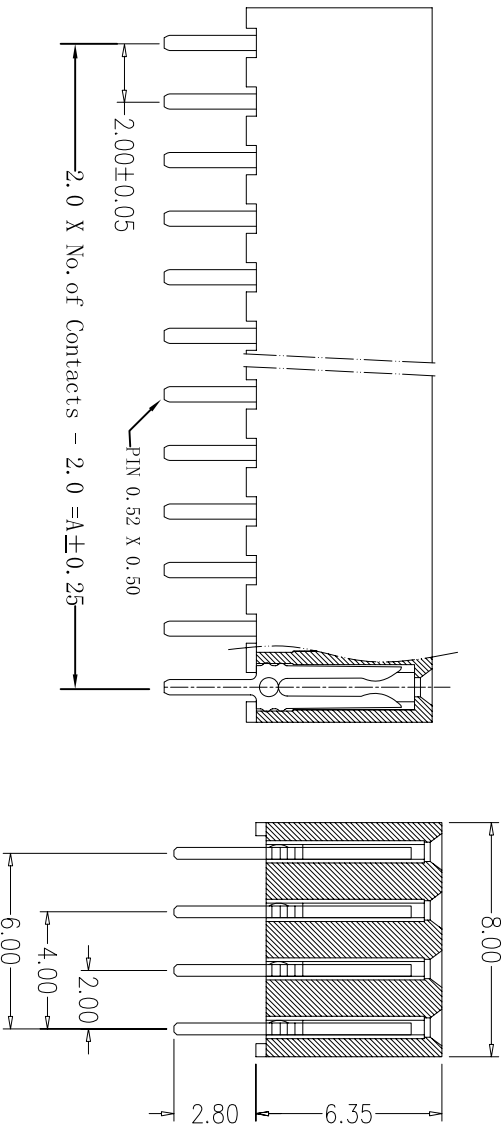



| REV | DESCRIPTION | DATE |
|-----|-------------|------|
| | | |
| | | |



Recommended P. C. Board
Hole Layout

SPECIFICATIONS
 Current Rating: 2.0 Amps
 Insulator resistance: 1000 Megohms Min.
 Dielectric withstanding: AC 500 V
 Operating Temperature: -40° C - +105° C

MATERIALS
 Contact Material: Brass
 Insulator Material: NYLON 6T
 Finish: Gold Plated
 Soldering heat: 260° C ± 5° C 5 ± 0.5sec

| | |
|---|---|
| A | E |
| B | F |
| H | W |

| | | | | | | | |
|----------------------|------|-------------------|-------------|----------|-------------------------|--|-------|
| CNT 肯耐特电子有限公司 | | GENERAL TOLERANCE | | DRAWN | DATE | DWG. NO. | TITLE |
| | | X.° ± 5° | .X° ± | 20151113 | CNT-F200-4XX-GS-635/2.8 | 2.0 Female Header Straight Dip Type | |
| REV. | UNIT | SCALE | X. ± 5° | CHECK | DATE | PART. NO. | |
| A | mm | 1:1 | .X ± 0.30 | APPROVE | 20151113 | | |
| | | | XX. ± 5° | | DATE | | |
| | | | .XXX ± 0.25 | | 20151113 | | |